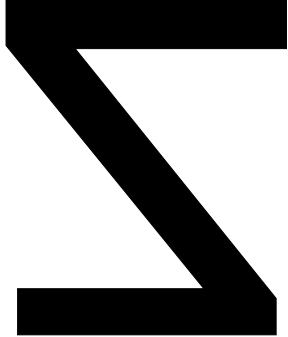


688121



2026-012



2025

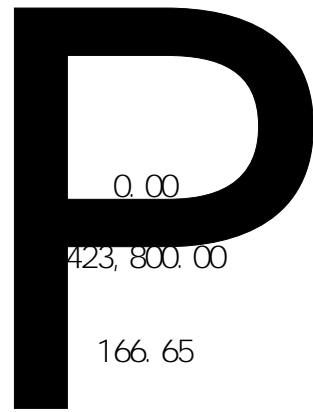
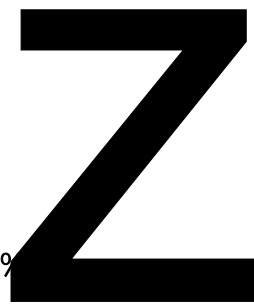



	2	1		
	80,000	1,000.00		

1. "

"

2



0.00

423,800.00

166.65

2024

42.50%

)

"

"

"

"

"

"

"

"

8

2025 4 20

2025 6

26

2024

2025

2 2
/

1

E

110

2

110

2024

2025

2025 4 22

www.sse.com.cn

2025

2025-010

2024

0

S

91321282056639954B

2012 11 12

509

10,000

36

8

2024

423,800.00

2024

166.65% 2024

48.66%

,

2024

42.50%

1.

